







# SMSA – Safe Work Procedure PORTABLE AIR COMPRESSOR



**DO NOT use this equipment unless you have been instructed in its safe use and operation and have been given permission**

## PERSONAL PROTECTIVE EQUIPMENT

- |   |   |   |
|---|---|---|
|  Safety glasses must be worn at all times in work areas.  |  Long and loose hair must be contained.          |  Ensure all flammable materials are safely stored. |
|  Sturdy footwear must be worn at all times in work areas. |  Close fitting/protective clothing must be worn. |  Rings and jewellery must not be worn.             |

## PRE-OPERATIONAL SAFETY CHECKS

- ✓ Locate and ensure you are familiar with all machine operations and controls.
- ✓ Check workspaces and walkways to ensure no slip/trip hazards are present.
- ✓ Put the compressor in a suitable location for safe operation.
- ✓ Lock the wheels on the base of the compressor to prevent movement.
- ✓ Check that all fittings and connections are in good condition.
- ✓ Check all fittings are securely connected before being pressurised.

## OPERATIONAL SAFETY CHECKS

- ✓ Start the compressor, noting pressure increase and cut-out/cut-in pressure.
- ✓ Listen for any air leaks from any flexible airlines and immediately report if any leaks are found.
- ✓ Adjust pressure regulator to suit work requirements.
- ✓ Check the compressor at regular intervals.

## ENDING OPERATIONS AND CLEANING UP

- ✓ Switch off machine when work completed.
- ✓ Leave the machine, hose and work area in a safe, clean and tidy state.

## POTENTIAL HAZARDS

- ⓘ Unsecured hoses whipping under pressure.
- ⓘ Compressed air.

## DON'T

- ✗ Do not use faulty equipment. Immediately report suspect machinery.
- ✗ Do not blow compressed air onto the skin.

This SWP does not necessarily cover all possible hazards associated with this equipment and should be used in conjunction with other references. It is designed as a guide to be used to compliment training and as a reminder to users prior to equipment use.

*This information is provided by Frontline Safety*