







SMSA – Safe Work Procedure

POWER HACK SAW



DO NOT use this machine unless you have been instructed in its safe use and operation and have been given permission

PERSONAL PROTECTIVE EQUIPMENT

-  Safety glasses must be worn at all times in work areas.
-  Long and loose hair must be contained.
-  Hearing protection must be worn.
-  Sturdy footwear must be worn at all times in work areas.
-  Close fitting/protective clothing must be worn.
-  Rings and jewellery must not be worn.

PRE-OPERATIONAL SAFETY CHECKS

- ✓ Locate and ensure you are familiar with all machine operations and controls.
- ✓ Ensure all guards are fitted, secure and functional. Do not operate if guards are missing or faulty.
- ✓ Check workspaces and walkways to ensure no slip/trip hazards are present.
- ✓ Ensure the material is tightly clamped in the work vice.
- ✓ Check coolant delivery system to allow for sufficient flow of coolant.






OPERATIONAL SAFETY CHECKS

- ✓ Support overhanging work and signpost if it presents a hazard.
- ✓ Ensure no one stands in front of the saw when it is started.
- ✓ Keep clear of moving machine parts.
- ✓ Direct coolant onto blade before starting cut.





ENDING OPERATIONS AND CLEANING UP

- ✓ Switch off machine when work completed.
- ✓ Before making adjustments or before cleaning swarf accumulations, switch off and bring the machine to a complete standstill.
- ✓ Leave the machine and work area in a safe, clean and tidy state.

POTENTIAL HAZARDS AND INJURIES

-  Reciprocating saw arm.
-  Metal splinters.
-  Sharp edges and burrs.
-  Hair/clothing getting caught in moving machine parts.
-  Eye injuries.

DON'T

-  Do not use faulty equipment. Report suspect machinery immediately.
-  Do not cut very small items.
-  Do not cut material other than metal.
-  Never leave the machine running unattended.

This SWP does not necessarily cover all possible hazards associated with this equipment and should be used in conjunction with other references. It is designed as a guide to be used to compliment training and as a reminder to users prior to equipment use.

This information is provided by Frontline Safety