







SMSA – Safe Work Procedure

THICKNESSER



DO NOT use this machine unless you have been instructed in its safe use and operation and have been given permission

PERSONAL PROTECTIVE EQUIPMENT

-  Safety glasses must be worn at all times in work areas.
-  Long and loose hair must be contained.
-  Hearing protection must be worn.
-  Sturdy footwear must be worn at all times in work areas.
-  Close fitting/protective clothing must be worn.
-  Rings and jewellery must not be worn.

PRE-OPERATIONAL SAFETY CHECKS

- ✓ Locate and ensure you are familiar with all machine operations and controls.
- ✓ Ensure all guards are fitted, secure and functional. Do not operate if guards are missing or faulty.
- ✓ Check workspaces and walkways to ensure no slip/trip hazards are present.
- ✓ Check material to be planed for defects, splits, dead knots or nails.
- ✓ Ensure in-feed table is clear of debris and free from gum or resin residue.
- ✓ Do not exceed maximum 2mm depth of cut.
- ✓ Ensure all locks are securely tightened before operating the machine.
- ✓ Start the dust extraction unit before using the machine.




OPERATIONAL SAFETY CHECKS

- ✓ Feed timber to machine with the grain.
- ✓ Feed only one piece of timber at a time.
- ✓ Stand to one side of material being fed through machine to avoid possible kickback.

ENDING OPERATIONS AND CLEANING UP

- ✓ Switch off the machine when work completed.
- ✓ Before making adjustments or before clearing the in-feed or out-feed tables, switch off and bring the machine to a complete standstill.
- ✓ Leave the machine in a safe, clean and tidy state.

POTENTIAL HAZARDS AND INJURIES

-  Wood may catch and be flung back violently.
-  Flying chips and debris.
-  Eye injuries.

DON'T

- ✗ Do not use faulty equipment. Immediately report suspect machinery.
- ✗ Never leave the machine running unattended.
- ✗ Do not plane timber with embedded nails or screws.
- ✗ Do not plane timber less than 300 mm in length.
- ✗ Never look through machine feed opening when the cutter block is revolving.

This SWP does not necessarily cover all possible hazards associated with this equipment and should be used in conjunction with other references. It is designed as a guide to be used to compliment training and as a reminder to users prior to equipment use.

This information is provided by Frontline Safety